


COOL BEAUTIFUL OR  
OTHERWISE AMAZING


Sashiko Coaster Patterns

See a full tutorial at [otherwiseamazing.com](http://otherwiseamazing.com).


1. Print out at 100%.
2. Trim pattern leaving at least half an inch border on all sides so you can pin it to the fabric.
3. Pin the pattern, tracing paper, and fabric together with the pattern centered or with at least an inch of fabric on all sides.
4. Draw over all the lines with a colored pen or pencil.




Ajiro  
Wickerwork




Sankaku  
Triangles



Shippo-Tsunagi  
Seven Treasures



Nagare-Manji  
Flowing Manji



Seigaiha  
Ocean Waves